

Handset Intercom

STATION 25 TD-H/B

Door station



IF-DA
Door station
→ P.99



DE-UR
Door station adaptor

Sub station



TD-1H/B
1-call sub

Master station



TD-3H/B
3-call master

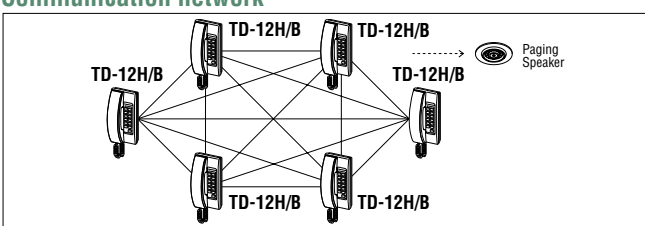
TD-6H/B
6-call master

Power supply
PS-1225S PS-1225UL
PS-1225BF PS-1225DM
PS-1225-0 → P.136

Features

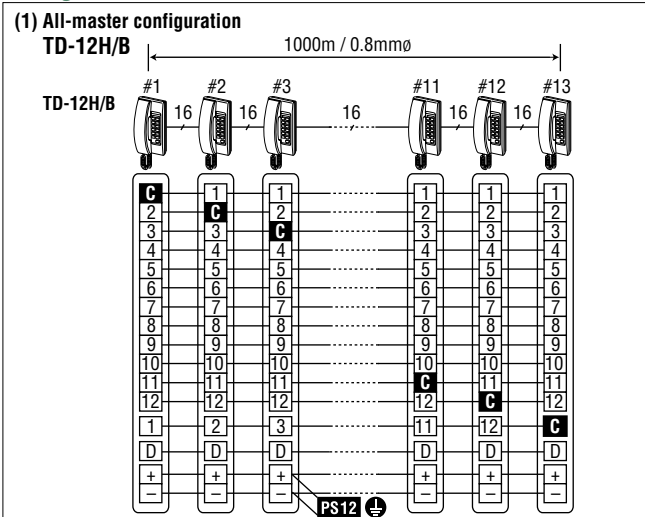
- All-master selective ring system
- Single-master configuration or intermix w/TD-1H/B
- Multi-conductor cable in loop
- Multi-talk channels
- Door station(s), audio or PanTilt video (max. 2)
- Zone paging, with or without talkback
- Music source connection. Page pretone cuts out music.

Communication network



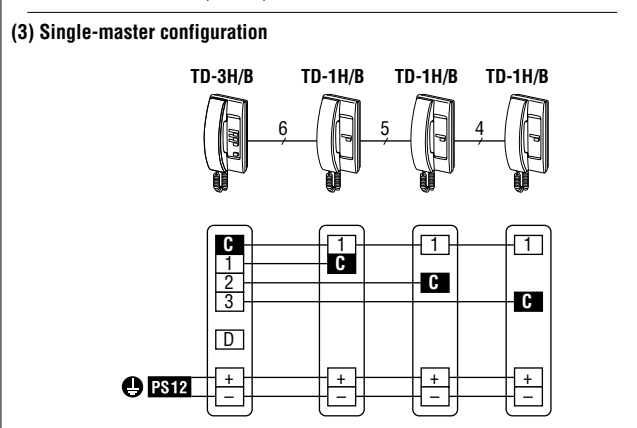
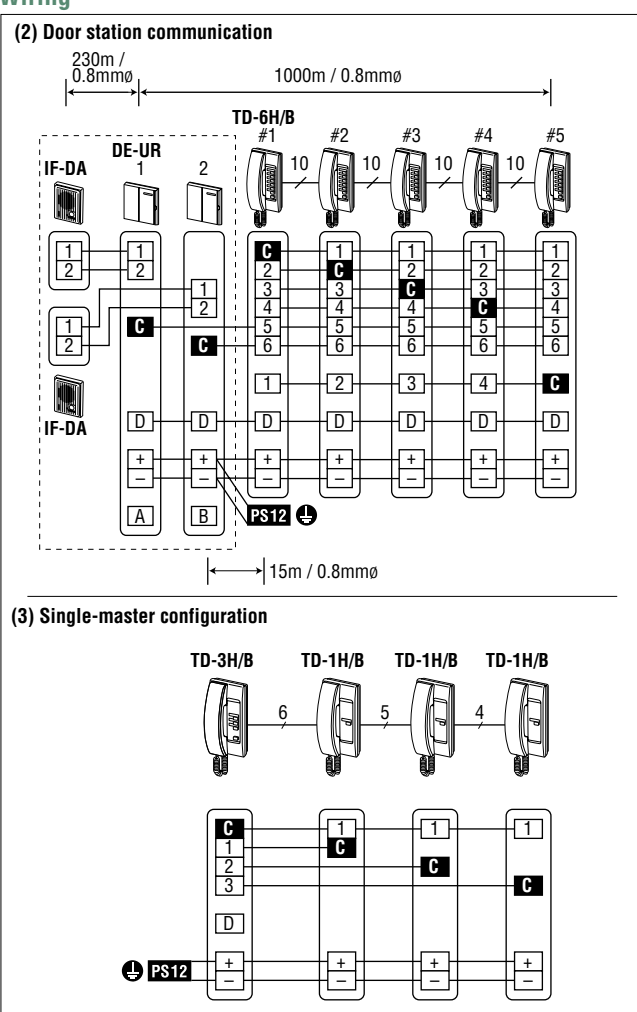
All-master configuration. Station selector & CALL to ring any other station.

Wiring



• Install main cable of max. conductors allowed for each TD-H/B station model.
PS12 : PS-1225S, PS-1225UL, PS-1225BF, PS-1225DM, PS-1225-0 Terminal D : Door station

Wiring



Terminal 5 for door 1, 6 for door 2. DE-UR's should be powered by power supply.

LE

DB

AT

YAZ

TD

IMU

TC

MC

NIM

NHX



TD-12H/B
12-call master

TD-24H/B
24-call master



For desk-top or surface wall mounting, provide TDW-n/A terminal box w/1.5m cord.

- TDW-1/A**
TD-1H/B terminal box
- TDW-3/A**
TD-3H/B terminal box
- TDW-6/A**
TD-6H/B terminal box
- TDW-12/A**
TD-12H/B terminal box
- TDW-24/A**
TD-24H/B terminal box

- Power supply**
- PS-1225S PS-1225UL**
 - PS-1225BF PS-1225DM**
 - PS-1225-0** → P.136

Lineup



PD-1
Zone page adaptor



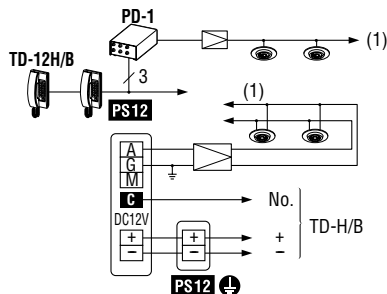
PD-2
Zone page/talkback adaptor



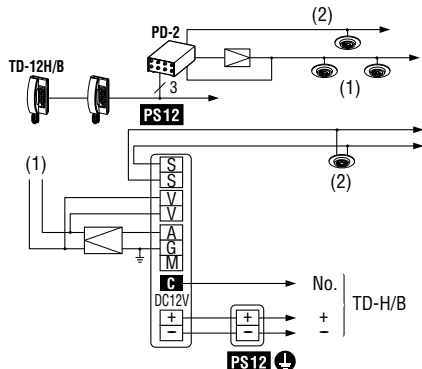
RY-AC/A
External signaling relay
→ P.134

Wiring

(4) Straight paging w/PD-1 (single-zone)

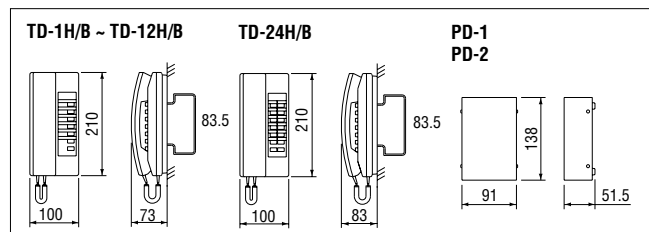


(5) Paging with talkback w/PD-2 (single zone)



(1) Paging Speakers (2) Talkback speakers PS12 : PS-1225S, PS-1225UL, PS-1225BF, PS-1225DM, PS-1225-0

Unit dimensions



Specifications (TD-H/B)

Power source	12V DC, 70mA per station.
Power supply	PS-1225S, PS-1225UL, PS-1225BF, PS-1225DM, PS-1225-0
Communication	Depress a station selector 1~12 and CALL (or CALL A) to ring station 1~12 (or A1 ~ A12). Lift handset to reply. Door calls in w/standard or faster(B) intermittent tone, 2-1/2 sec. Pick up and depress the selector assigned.
Wiring	2 or 3 + no. TD-H/B in loop. TD-1H/B: 4 wires. TD-3H/B: 7 wires. TD-6H/B: 10 wires. TD-12H/B: 16 wires. TD-24H/B: 28 wires.
Wiring distance	TD-H/B stations 650m(0.65mmø) 1000m(0.8mmø) DE-UR to door 150m(0.65mmø) 230m(0.8mmø)

(PD-1,PD-2)

Power source	PD-1: 12V DC, 300mA. PD-2: 12V DC, 48mA (talkback).
Output	5KΩ. Max. 1.5V
Paging & music tone controls	Treble 12dB at 10KHz. Bass 12dB at 100Hz.
Amp. input	AUX or PHONO 100K-500KΩ, 0.12~0.5V
Music input	17KΩ, 0.3V, 1KHz. for full output
Tuner output	Audio output: Range 100mV~1.2V, 10KΩ or less
Tape output	Low level output: Range 100mV~1.2V, 600Ω
Talkback gain	40dB, 1KHz. at max. volume
Environmental noise	Less than 80dB (phon)
Paging	Select an assigned selector # and page w/PAGE button depressed. Release to receive reply
Wiring	3 wires to TD-H/B via power supply